



How to use

IEEE PDF eXpress
System.

ICCAS 2007

1. Create the account

The image shows a screenshot of a web browser displaying the IEEE PDF eXpress™ Login Page. The browser's address bar shows the URL <http://216.228.134/pdfexpress/login.asp>. The page features the IEEE logo and navigation links for Membership, Publications, Services, Standards, Conferences, and Careers/240s. The main heading is "IEEE PDF eXpress™ Login Page". On the left, there is a sidebar with the IEEE PDF eXpress logo and links for "Using IEEE PDF eXpress", "Contact Us", and "Login Assistance". The main content area contains a login form with fields for "Conference ID:", "Email Address:", and "Password:". Below the password field is a link for "Forgot your password?". There are two buttons: "Login" and "한국어" (Korean). A red circle highlights the link "New Users - Click here" above the "Conference ID" field. A red arrow points from this link to a red-bordered callout box on the right that contains the text "Click here to Create IEEE PDF eXpress account". At the bottom of the page, there is a footer with copyright information: "If you would like to order the IEEE PDF eXpress™ Webmaster, email webmaster@ieee.org. © Copyright 2002 - 2006, IEEE. Terms & Conditions Privacy & Security".

Click here to Create IEEE PDF eXpress account

1. Create the account (Conference ID:)

IEEE PDF eXpress Account Setup

Please enter the IEEE PDF eXpress Conference ID provided by your Event Coordinator, your email address, and choose a password for your account.

Conference ID:

Email Address:

Confirm Email Address:

Choose a Password:

Type Conference I D : iccas07

If you would like to contact the IEEE PDF eXpress Webmaster, email webmaster@ Copyright 2002 - 2006, IEEE. Terms & Conditions. Privacy & Security. @iutpsej@ieee.org. IEEE URL: http://216.220.1.34/PDFeXpress/asp. Modified: 17-Oct-2005.

2. Login the IEEE PDF eXpress system.

IEEE PDF eXpress™ Login Page

[New Users - Click here](#)

Conference ID:

Email Address:

Password:

[Forgot your password?](#)

Type Conference ID : iccas07

If you would like to contact the IEEE PDF eXpress™ Webmaster, email webmaster@iccas07.org
© Copyright 2002 - 2006, IEEE. [Terms & Conditions](#). [Privacy & Security](#).
iccas07@iccas07.org
Home URL: <http://216.228.1.34/PDFeXpress/log.asp>

2. Login the IEEE PDF eXpress system.

IEEE PDF eXpress - Microsoft Internet Explorer

http://216.226.1.34/pdfexpress/pr_choose2.asp

IEEE HOME SEARCH IEEE SHOP WEB ACCOUNT CONTACT IEEE

Membership Publications Services Standards Conferences Careers/Jobs

IEEE PDF eXpress

Corresponding Author
Home - Title Status

Welcome Kang-Bak Park,

- To begin, click on the "Create New Title" button. You can convert 10 source files and check 3 PDF files with one Paper ID.
- You are encouraged to correct all content, spelling, and grammatical errors before using this service.
- After using IEEE PDF eXpress, submit your IEEE Xplore®-compatible PDF by 31-Jul-07 at <http://2007.iccas.org/submission/guide.asp>

(Click on the Paper Title to view the PDF)
(Click on the Paper ID to update paper information)
(Click on the column heading to change the table sort)

Refresh File Status

Paper ID	Paper Title
No titles have been created.	

Create New Title

Refresh File Status

If you would like to contact the IEEE PDF eXpress™ Webmaster, email webmaster@iccas.org
© Copyright 2002 - 2006, IEEE. Terms & Conditions Privacy & Security
© Auzgenyer@ieee.org
Web URL: <http://216.226.1.34/PDFeXpress/asp>
Published: 17-Oct-2006

3. Upload Source File(s) for Conversion to PDF.

IEEE PDF eXpress - Microsoft Internet Explorer

IEEE HOME SEARCH IEEE SHOP WEB ACCOUNT CONTACT IEEE

Membership Publications Services Standards Conferences Careers/Jobs

IEEE PDF eXpress

Logoff
Home - Title Status
Using IEEE PDF eXpress
Create New Title
Preparing Source Files
The PDF Check Report
FAQs

Getting Assistance:
IEEE PDF eXpress Site Help
IEEE PDF eXpress Support
Conference Contact
Useful Resources
Edit Account Information

Corresponding Author
Check or Convert?

Paper Information

Enter Title (optional):
Sample

Submit PDF for Checking

Submit Source File(s) for Conversion to PDF

[Return to File Submission Status](#)

If you would like to contact the IEEE PDF eXpress™ Webmaster, email webmaster@ieee.org
© Copyright 2002 - 2005, IEEE. Terms & Conditions Privacy & Security
ln.hogewer@ieee.org
Home URL: <http://216.226.1.34/PDFeXpress.asp>
(last revised: 17-Oct-2005)

3. Upload Source File(s) for Conversion to PDF.

The screenshot shows a web browser window titled "IEEE PDF eXpress - Microsoft Internet Explorer". The address bar contains the URL: `http://216.228.1.34/pdf/express/upload.asp?pID=256411&AllowSrc=True&AllowPS=True&AllowPDF=True&SubType=Source`. The page header includes the IEEE logo and navigation links: "IEEE HOME", "SEARCH IEEE", "SHOP", "WEB ACCOUNT", and "CONTACT IEEE". Below the header is a menu with "Membership", "Publications", "Services", "Standards", "Conferences", and "Careers/Jobs".

The main content area is titled "Upload File" and is for a "Corresponding Author". It features a "File Information" section with the following options:

- Select the Source File Platform:
 - Windows
 - Mac
 - Unix
 - Other
- Select the Source File Type:
 - MS Word Document
 - Corel WordPerfect
 - Freelance
 - PageMaker
 - QuarkXpress
 - Rich Text Format
 - Lotus Word Pro
 - LaTeX (with .DVI)
 - FrameMaker
 - Postscript

Below these options is a "Source File Name:" field with a text input box and a "찾아보기..." (Browse...) button. A red warning message states: "If you do not see the browse button, your browser does not support file uploads. Consult File Submission Help for recommended web browsers." Below the input field is an "Upload File" button.

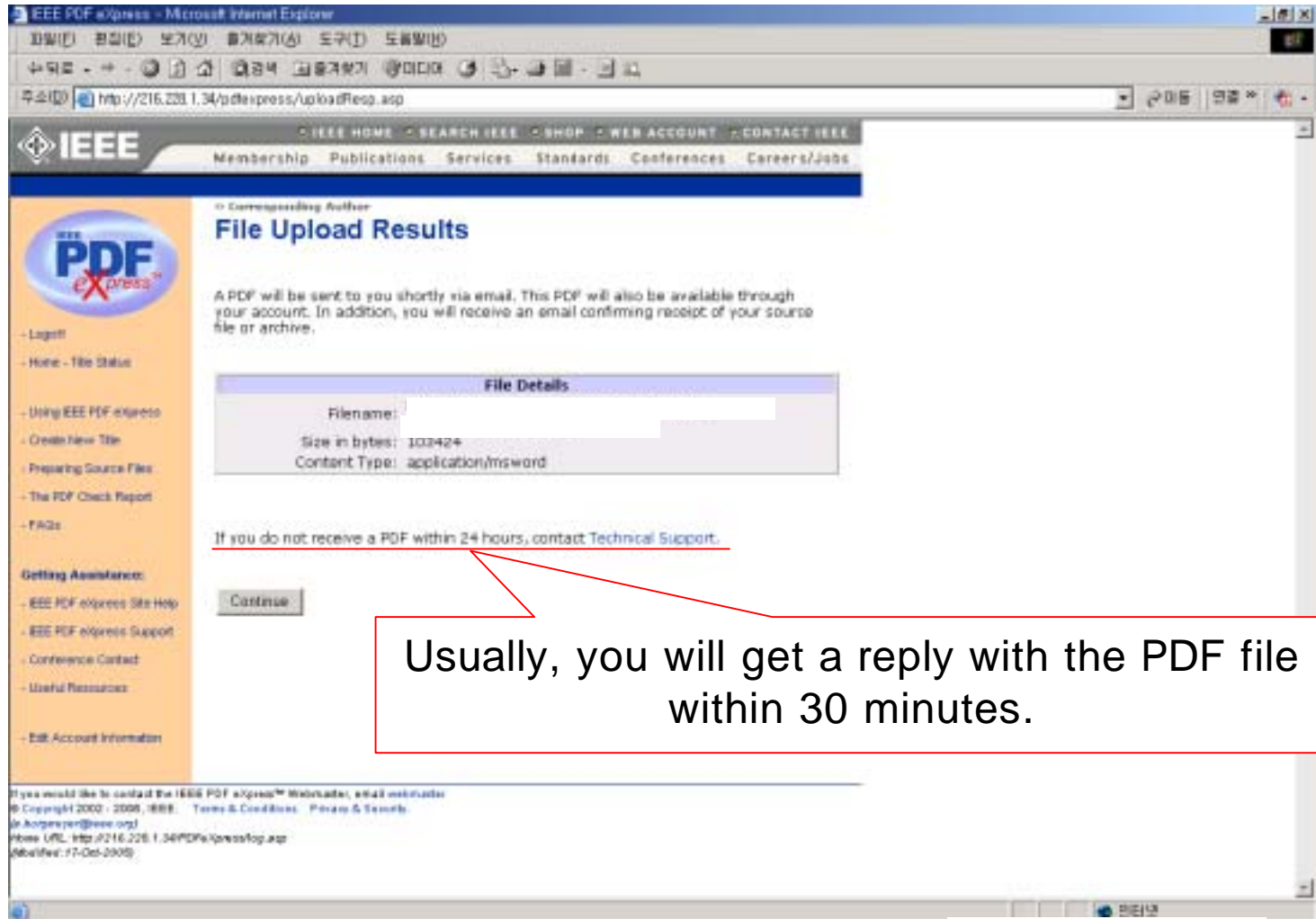
On the left side of the page, there is a vertical navigation menu with the following items:

- Logoff
- Home - File Status
- Using IEEE PDF eXpress
- Create New Title
- Preparing Source Files
- The PDF Check Report
- FAQs
- Getting Assistance:
 - IEEE PDF eXpress Site Help
 - IEEE PDF eXpress Support
 - Conference Contact
 - Useful Resources
 - Web Account Information

At the bottom of the page, there is a footer with the following text:

If you would like to contact the IEEE PDF eXpress™ Webmaster, email webmaster@ieee.org
© Copyright 2000 - 2005, IEEE. Terms & Conditions. Privacy & Security.
E-mail: webmaster@ieee.org
Home URL: <http://216.228.1.34/PDF/express/top.asp>
Webmaster: 17-Oct-2005

3. Upload Source File(s) for Conversion to PDF.



The screenshot shows a web browser window displaying the IEEE PDF eXpress website. The page title is "File Upload Results" and it includes a message: "A PDF will be sent to you shortly via email. This PDF will also be available through your account. In addition, you will receive an email confirming receipt of your source file or archive." Below this message is a "File Details" box with the following information:

File Details	
Filename:	[REDACTED]
Size in bytes:	103424
Content Type:	application/msword

Below the file details, there is a red underlined text: "If you do not receive a PDF within 24 hours, contact [Technical Support](#)." A red arrow points from this text to a red-bordered box containing the text: "Usually, you will get a reply with the PDF file within 30 minutes." The page also features a "Continue" button and a sidebar with navigation links.

3. Upload Source File(s) for Conversion to PDF.

- You will get two emails.
- The first one (sample):

Dear [REDACTED]

PDF eXpress has received your file:

Filename: sample

Title: Sample paper

Paper ID: 256411

Received: 4 June 2007 23:50 -0800 GMT

If you submitted a PDF: PDF eXpress will compare your PDF to the latest IEEE Xplore requirements. You will receive another email when your PDF has been checked.

If you submitted source file(s): PDF eXpress will convert your source file(s) to PDF in accordance with the latest IEEE Xplore requirements. You will receive another email when your new PDF is available.

Thank you for using PDF eXpress!

Contact <mailto:icpsupport@redshift.net> for site assistance.

For guidance in creating Xplore-compliant PDFs, email <mailto:PDFsupport@ieee.org>

3. Upload Source File(s) for Conversion to PDF.

- The second email (sample):

Dear [REDACTED]:

Your new PDF is ready for the following title:

Source Filename: sample

Title: Sample paper

Paper ID: 256411

PDF Filename: 256411.pdf

A copy of your PDF is attached to this email. You can also download it from your PDF eXpress account.

We recommend you check the PDF carefully. Examine each page on screen and in print to ensure everything looks as you intend.

If you are not satisfied with your PDF, you may go back to your account and submit another source file for conversion, or submit a PDF that you produce for Checking.

If there is any other issue with your PDF, you may go back to your account and Request a Manual Conversion: your submission will be sent to Technical Support for special handling.

For Paper ID: 256411

PDF Checks: 0 of 3

Source File Conversion: 1 of 10

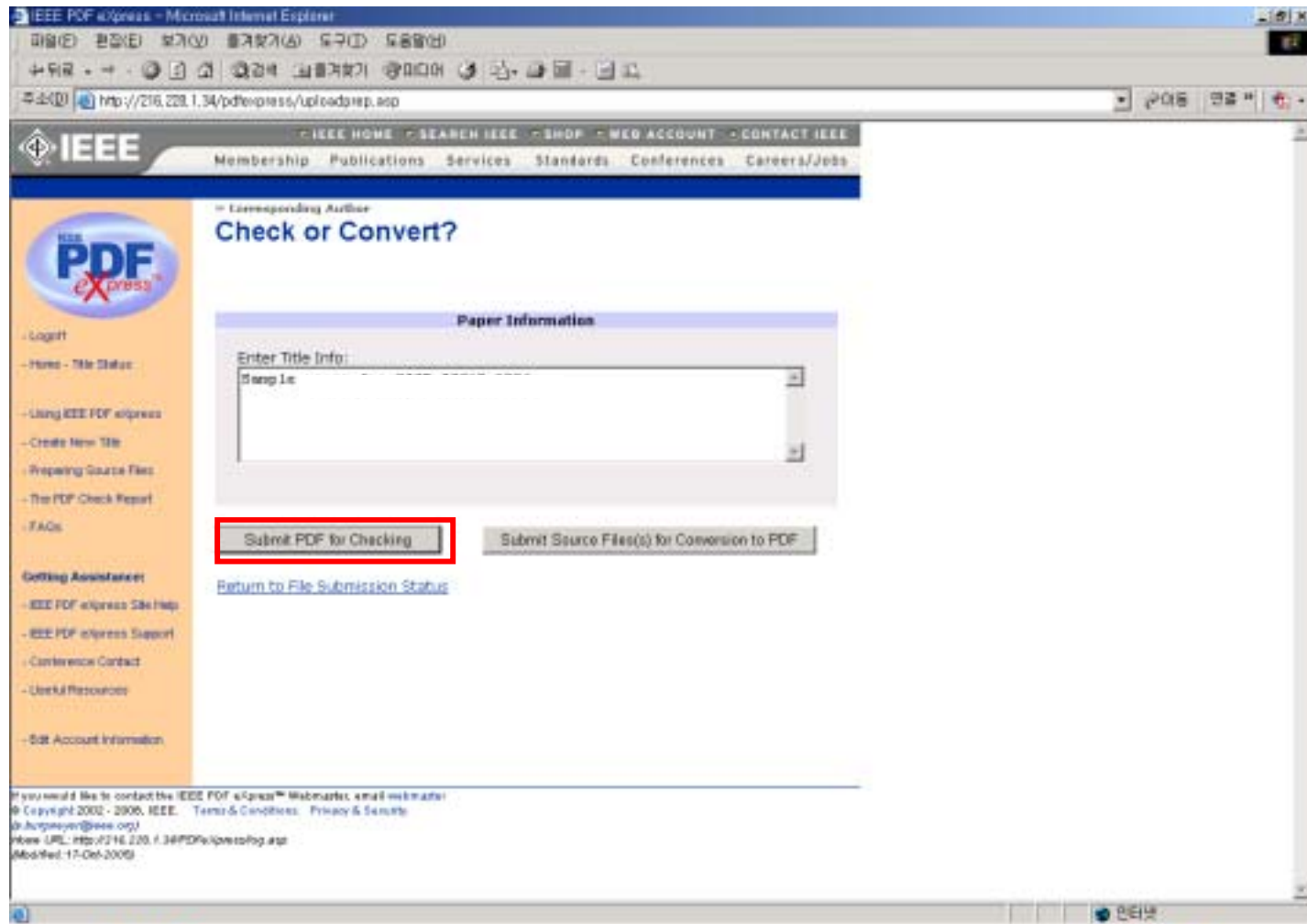
Thank you for using PDF eXpress!

For guidance in creating Xplore-compliant PDFs mailto:PDFsupport@ieee.org

3. Upload Source File(s) for Conversion to PDF.

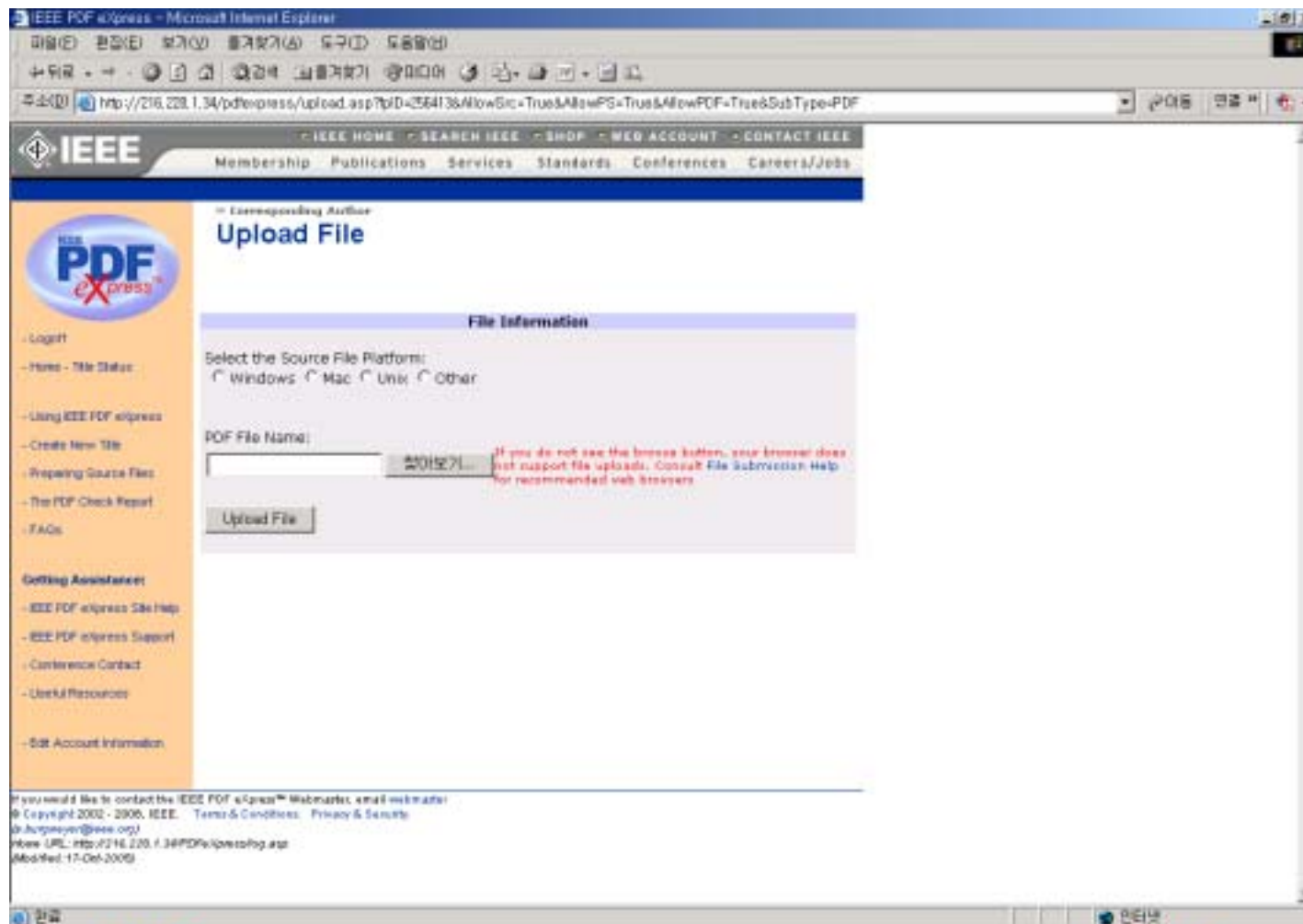
- Then, you got the PDF(converted) file.
- Now, you have to get a **Compliance Letter** from IEEE PDF eXpress system by checking up the PDF file on the system.

4. Checking up the PDF file.



The screenshot shows a web browser window displaying the IEEE PDF eXpress website. The browser's address bar shows the URL <http://216.228.1.34/pdfxpress/uploadsrep.asp>. The website header includes the IEEE logo and navigation links: HOME, SEARCH IEEE, SHOP, WEB ACCOUNT, CONTACT IEEE, Membership, Publications, Services, Standards, Conferences, and Careers/Jobs. The main content area is titled "Corresponding Author" and "Check or Convert?". Below this is a "Paper Information" section with a text input field labeled "Enter Title Info:" containing the text "Temp 1a". At the bottom of this section, there are two buttons: "Submit PDF for Checking" (highlighted with a red box) and "Submit Source File(s) for Conversion to PDF". A link "Return to File Submission Status" is also visible. The left sidebar contains a navigation menu with links such as "Login", "Home - Site Status", "Using IEEE PDF eXpress", "Create New Title", "Preparing Source Files", "The PDF Check Result", "FAQs", "Getting Assistance", "IEEE PDF eXpress Site Help", "IEEE PDF eXpress Support", "Conference Contact", "Useful Resources", and "Site Account Information". The footer contains contact information for the IEEE PDF eXpress Webmaster, copyright notice (© Copyright 2002 - 2006, IEEE), and the modification date (Modified: 17-Oct-2006).

4. Checking up the PDF file.



The screenshot shows a Microsoft Internet Explorer browser window displaying the IEEE PDF eXpress website. The address bar shows the URL: <http://216.228.1.34/pdf/express/upload.asp?pID=354136&allow6ic=True&AllowPS=True&AllowPDF=True&SubType=PDF>. The page title is "IEEE PDF eXpress - Microsoft Internet Explorer".

The main content area is titled "Corresponding Author Upload File". It features a "File Information" section with the following elements:

- Select the Source File Platform:** Radio buttons for Windows, Mac, Unix, and Other.
- PDF File Name:** A text input field with a "찾아보기" (Browse) button next to it.
- Upload File:** A button to submit the file.

A red warning message is displayed next to the "찾아보기" button: "If you do not see the browse button, your browser does not support file uploads. Consult File Submission Help for recommended web browsers".

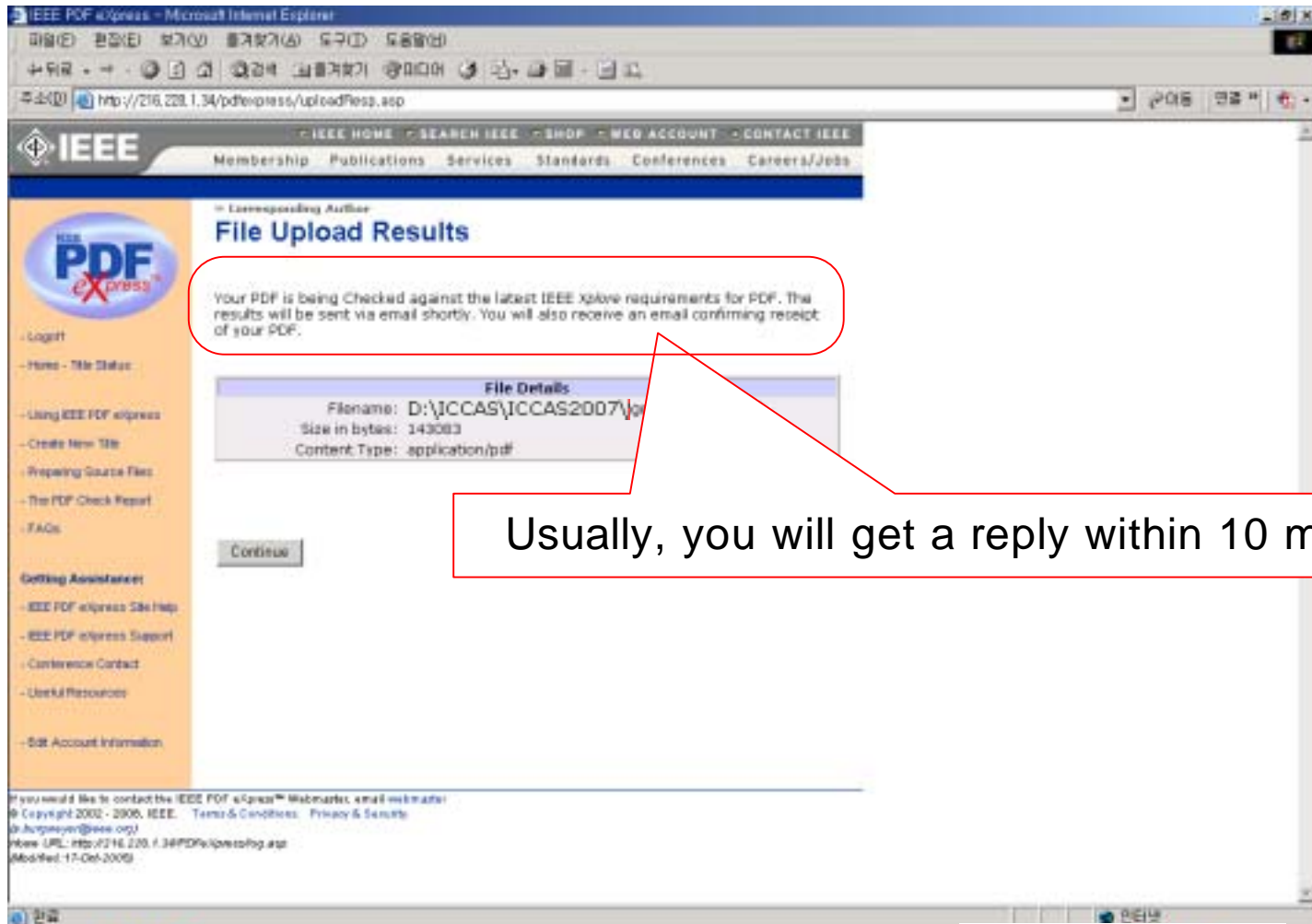
The left sidebar contains a navigation menu with the following items:

- Logoff
- Home - Site Status
- Using IEEE PDF eXpress
- Create New Title
- Preparing Source Files
- The PDF Check Result
- FAQs
- Getting Assistance
- IEEE PDF eXpress Site Help
- IEEE PDF eXpress Support
- Conference Contact
- Useful Resources
- Site Account Information

At the bottom of the page, there is a footer with the following text:

If you would like to contact the IEEE PDF eXpress™ Webmaster, email webmaster.
© Copyright 2002 - 2006, IEEE. Terms & Conditions. Privacy & Security.
Dr. hongseon@ieee.org
Home URL: <http://216.228.1.34/PDFeXpress/ing.asp>
Modified: 17-Oct-2006

4. Checking up the PDF file.



The screenshot shows a web browser window displaying the IEEE PDF xpress website. The page title is "IEEE PDF xpress - Microsoft Internet Explorer". The address bar shows the URL "http://216.228.1.34/pdfxpress/UploadFess.asp". The page content includes a navigation menu with links like "IEEE HOME", "SEARCH IEEE", "SHOP", "WEB ACCOUNT", and "CONTACT IEEE". Below the navigation menu, there are links for "Membership", "Publications", "Services", "Standards", "Conferences", and "Careers/Jobs". The main content area is titled "File Upload Results" and contains the following text:

Your PDF is being Checked against the latest IEEE xpress requirements for PDF. The results will be sent via email shortly. You will also receive an email confirming receipt of your PDF.

Below this text is a "File Details" section with the following information:

File Details
Filename: D:\JCCAS\JCCAS2007\j
Size in bytes: 143003
Content Type: application/pdf

A "Continue" button is located below the file details. A red callout box points to the text "Your PDF is being Checked..." and another red callout box points to the text "Usually, you will get a reply within 10 minutes." The footer of the page contains contact information for IEEE PDF xpress, including a copyright notice for 2002-2006, a terms and conditions link, a privacy and security link, an email address (pdfxpress@ieee.org), a phone number, a URL, and a modification date of 17-Oct-2005.

Usually, you will get a reply within 10 minutes.

4. Checking up the PDF file.

- You will get two emails.
- The first one (sample):

Dear [REDACTED]

PDF eXpress has received your file:

Filename: PID256411.pdf

Title: Sample paper

Paper ID: 256415

Received: 4 June 2007 23:50 -0800 GMT

If you submitted a PDF: PDF eXpress will compare your PDF to the latest IEEE Xplore requirements. You will receive another email when your PDF has been checked.

If you submitted source file(s): PDF eXpress will convert your source file(s) to PDF in accordance with the latest IEEE Xplore requirements. You will receive another email when your new PDF is available.

Thank you for using PDF eXpress!

Contact mailto:icpsupport@redshift.net for site assistance.

For guidance in creating Xplore-compliant PDFs, email mailto:PDFsupport@ieee.org

4. Checking up the PDF file.

- The second email – **Compliance Letter** (sample):
- You should submit both of the Letter and the Camera-ready paper to the ICCAS2007 website.

Dear [REDACTED],

Congratulations! The following PDF has passed the PDF Check:

Filename: PID256411.pdf

Title: Sample

Paper ID: 256415

Creation Date: 4 June 2007 23:50 -0800 GMT

Please remember that ANY changes made to your PDF at this point could impact Xplore compatibility. PDF eXpress has examined and passed only the file version submitted to the site. This email serves as the official confirmation.

Follow your conference guidelines for submitting your final paper to the conference. The deadline is 31 July 2007.

PDF eXpress is NOT the final collection site.

Thank you for using PDF eXpress!

Contact <mailto:icpsupport@redshift.net> for site assistance.

For guidance in creating Xplore-compliant PDFs, email <mailto:PDFsupport@ieee.org>

5. Conclusions.

- Convert your source file (camera-ready paper) to PDF file on the IEEE PDF eXpress.
- You may get the Converted PDF file.
- Checking up the PDF file on the IEEE PDF eXpress.
- You may get the Compliance Letter.
- Submit the **PDF file**, and the **Compliance Letter** to the ICCAS2007 website.